













# 1A TEAM LEADERBOARD

Sugar Hills Golf Course

TEAM	Thru	Total	Place
 Osborne HS	18	360	1
 Olpe HS	18	366	2
 Jetmore-Hodgeman County HS	18	375	3
 Frankfort HS	18	377	4
 Goessel HS	18	389	5
 Pretty Prairie HS	18	398	6
 Coldwater-South Central HS	18	400	7
 Leavenworth-Immaculata HS	18	403	8
 Hutchinson-Central Christian HS	18	406	9
 Ashland HS	18	409	10
 Sharon Springs-Wallace County HS	18	411	11
 Stockton HS	18	417	12

*Team scores are based on the top four scores from each school*

*Tied team scores are broken by looking at the fifth golfer's score from each team. If a tie still exist, the sixth golfer's score will be used.*